

**(l)(a) Statement showing Shareholding Pattern**


Name of the Company: **PACIFIC INDUSTRIES LIMITED**  
Scrip Code, Name of the scrip, class of security: **523483, PACIFICI, EQUITY**  
Quarter ended: **31st March, 2012**

<b>Partly paid-up shares:-</b>	<b>No. of partly paid-up shares</b>	<b>As a % of total no. of partly paid-up shares</b>	<b>As a % of total no. of shares of the Company</b>
Held by Promoter/ Promoter Group	N.A	N.A	N.A
Held by Public	N.A	N.A	N.A
<b>Total</b>	<b>NIL</b>	<b>NIL</b>	<b>NIL</b>
<b>Outstanding convertible securities:</b>	<b>No. of outstanding securities</b>	<b>As a % of total no. of outstanding convertible securities</b>	<b>As a % of total no. of shares of the Company, assuming full conversion of the convertible securities</b>
Held by Promoter/ Promoter Group	N.A	N.A	N.A
Held by Public	N.A	N.A	N.A
<b>Total</b>	<b>NIL</b>	<b>NIL</b>	<b>NIL</b>
<b>Warrants:-</b>	<b>No. of warrants</b>	<b>As a % of total no. of warrant</b>	<b>As a % of total no. of shares of the Company, assuming full conversion of Warrants</b>
Held by Promoter/ Promoter Group	N.A	N.A	N.A
Held by Public	N.A	N.A	N.A
<b>Total</b>	<b>NIL</b>	<b>NIL</b>	<b>NIL</b>
<b>Total paid-up capital of the Company, assuming full conversion of warrants and convertible securities</b>	<b>1351500 EQUITY SHARES</b>		

for PACIFIC INDUSTRIES LIMITED



**(DEVENDRA MALIWAL)**  
Executive Director






**Shareholding Pattern under Clause 35 of the Listing Agreement**

<b>Name of the Company:</b>	<b>PACIFIC INDUSTRIES LIMITED</b>
<b>BSE Scrip Code: 523483</b>	<b>QUARTER ENDED : MARCH, 2012</b>

Category code	Category of shareholder	Number of shareholders	Total number of shares	Number of shares held in dematerialized form	Total shareholding as a percentage of total number of shares		Shares Pledged or otherwise	
					As a percentage of (A+B)	As a percentage of (A+B+C)	Number of Shares	As a % of Total No. of Shares
(I)	(II)	(III)	(IV)	(V)	(VI)	(VII)	(VIII)	(IX)=(VIII)/(IV)*100
<b>(A)</b>	<b><u>Shareholding of Promoter and Promoter Group</u></b>							
<b>1</b>	<b>Indian</b>							
(a)	Individuals/ Hindu Undivided Family	17	483950	455142	35.81	35.81	-	-
(b)	Central Government/ State Government(s)	0	0	0	0.00	0.00	-	-
(c)	Bodies Corporate	2	74610	74610	5.52	5.52	-	-
(d)	Financial Institutions/ Banks	0	0	0	0.00	0.00	-	-
(e)	Any Other (specify)	0	0	0	0.00	0.00	-	-
	<b>Sub-Total (A)(1)</b>	<b>19</b>	<b>558560</b>	<b>529752</b>	<b>41.33</b>	<b>41.33</b>	<b>-</b>	<b>-</b>
<b>2</b>	<b>Foreign</b>							
(a)	Individuals (Non-Resident Individuals/ Foreign Individuals)	0	0	0	0.00	0.00	-	-
(b)	Bodies Corporate	0	0	0	0.00	0.00	-	-
(c)	Institutions	0	0	0	0.00	0.00	-	-
(d)	Any Other (specify)	0	0	0	0.00	0.00	-	-
	<b>Sub-Total (A)(2)</b>	<b>0</b>	<b>0</b>	<b>0</b>	<b>0.00</b>	<b>0.00</b>	<b>-</b>	<b>-</b>
	<b>Total Shareholding of Promoter and Promoter Group (A)=(A)(1)+(A)(2).</b>	<b>19</b>	<b>558560</b>	<b>529752</b>	<b>41.33</b>	<b>41.33</b>	<b>-</b>	<b>-</b>



(B) Public shareholding															
1 Institutions															
(a)	Mutual Funds/ UTT	8	6380	0	0.47	0.47	-	-							
(b)	Financial Institutions/ Banks	4	60	20	0.00	0.00	-	-							
(c)	Central Government/ State Government(s)	0	0	0	0.00	0.00	-	-							
(d)	Venture Capital Funds	0	0	0	0.00	0.00	-	-							
(e)	Insurance Companies	1	10	0	0.00	0.00	-	-							
(f)	Foreign Institutional Investors	1	10	0	0.00	0.00	-	-							
(g)	Foreign Venture Capital Investors	0	0	0	0.00	0.00	-	-							
(h)	Any Other (specify) Trusts	0	0	0	0.00	0.00	-	-							
	<b>Sub-Total (B)(1)</b>	<b>14</b>	<b>6460</b>	<b>20</b>	<b>0.48</b>	<b>0.48</b>	<b>-</b>	<b>-</b>							
<b>2</b>	<b>Non-institutions</b>														
(a)	Bodies Corporate	122	101007	85810	7.47	7.47	-	-							
(b)	Individuals														
	i. Individual shareholders holding nominal share capital up to Rs. 1 lakh.	18543	559632	244905	41.41	41.41	-	-							
	ii. Individual shareholders holding nominal share capital in excess of Rs. 1 lakh.	3	116667	116667	8.63	8.63	-	-							
(c)	Any Other (specify) Trusts	0	0	0	0.00										
	1. N R I	201	8035	3445	0.59	0.59	-	-							
	2. Overseas Corporate Bodies	0	0	0	0.00	0.00	-	-							
	3. Clearing members	16	1139	1139	0.08	0.08	-	-							
	4. Foreign Banks	0	0	0	0.00	0.00	-	-							
	5. Foreign Company	0	0	0	0.00	0.00	-	-							
	6. Independent Director	0	0	0	0.00	0.00	-	-							
	<b>Sub-Total (B)(2)</b>	<b>18885</b>	<b>786480</b>	<b>451966</b>	<b>58.19</b>	<b>58.19</b>	<b>-</b>	<b>-</b>							
	<b>Total Public Shareholding (B)= (B)(1)+(B)(2)</b>	<b>18899</b>	<b>792940</b>	<b>451986</b>	<b>58.67</b>	<b>58.67</b>	<b>-</b>	<b>-</b>							
	<b>TOTAL (A)+(B)</b>	<b>18918</b>	<b>1351500</b>	<b>981738</b>	<b>100.00</b>	<b>100.00</b>	<b>-</b>	<b>-</b>							




(C)	Shares held by Custodians and against which Depository Receipts have been issued	0	0	0	0.00	0.00	-	
	<b>GRAND TOTAL (A)+(B)+(C)</b>	<b>18918</b>	<b>1351500</b>	<b>981738</b>	<b>100</b>	<b>100.00</b>	<b>-</b>	

for PACIFIC INDUSTRIES LIMITED



(DEVENDRA MALIWAL)  
Executive Director



PACIFIC INDUSTRIES LIMITED

QUARTER ENDED : MARCH, 2012


Scrip Code : 523483

(I)(b) Statement showing Shareholding of persons belonging to the category "Promoter and Promoter Group"

Sr. No.	Name of the shareholder	Number of shares	Shares as a percentage of total number of shares {i.e., Grand Total (A)+(B)+(C) indicated in Statement at para (I)(a) above}	Shares Pledged or otherwise encumbered		
				Number of Shares	As a % of Total No. of Shares	As a % of Grand Total (A)+(B)+(C)
(I)	(II)	(III)	(IV)	(V)	(VI)	(VII)
<b>Individuals</b>						
1	GEETA DEVI AGARWAL ✓	189421	14.02	-	-	-
2	KAPIL AGARWAL ✓	134635	9.96	-	-	-
3	JAGDISH PRASAD AGARWAL ✓	42336	3.13	-	-	-
4	PIYUSH MAROO ✓	11750	0.87	-	-	-
5	ANKUR AGARWAL ✓	10000	0.74	-	-	-
6	GAURAV AGARWAL ✓	10000	0.74	-	-	-
7	NARAYAN AGARWAL ✓	10330	0.76	-	-	-
8	SUDHA AGARWAL ✓	10000	0.74	-	-	-
9	DWARKA PRASAD AGARWAL ✓	10000	0.74	-	-	-
10	SUNITA AGARWAL ✗	10000	0.74	-	-	-
11	RAMESHWAR LAL AGARWAL ✗	10000	0.74	-	-	-
12	NORTI DEVI AGARWAL ✗	8808	0.65	-	-	-
13	SHANTI LAL MAROO ✓	8750	0.65	-	-	-
14	JITENDRA KUMAR TAYLIA ✓	5000	0.37	-	-	-
15	ANKIT AGARWAL ✓	4750	0.35	-	-	-
16	DEVENDRA KUMAR MALIWAL ✓	5420	0.40	-	-	-
17	SAGARMAL AGARWAL ✓	2750	0.20	-	-	-
	<b>Sub Total</b>	<b>483950</b>	<b>35.81</b>	-	-	-
<b>Body Corporates</b>						
18	RAHUL MARBLES PVT LTD	60000	4.44	-	-	-
19	PACIFIC LEASING AND RESEARCH LTD.	14610	1.08	-	-	-
	<b>Sub Total</b>	<b>74610</b>	<b>5.52</b>	-	-	-
	<b>TOTAL:</b>	<b>558560</b>	<b>41.33</b>			

for PACIFIC INDUSTRIES LIMITED

(DEVENDRA MALIWAL)  
Executive Director



**PACIFIC INDUSTRIES LIMITED**

Scrip Code : 523483

**QUARTER ENDED :MARCH, 2012**

**(I)(c) Statement showing Shareholding of persons belonging to the category "Public" and holding more than 1% of the total number of shares**

Sr. No.	Name of the shareholder	Number of shares	Shares as a percentage of total number of shares {i.e., Grand Total (A)+(B)+(C) indicated in Statement at para (I)(a) above}
1	LALITA DEVI MODI	73884	5.47
2	SHYAM LAL HALDKAR	22700	1.68
3	SARITA AGARWAL	20083	1.49
	<b>TOTAL</b>	<b>116667</b>	<b>8.63</b>

FOR PACIFIC INDUSTRIES LIMITED

  
(DEVENDRA MALIWAL)  
Executive Director

