


(I)(a) Statement showing Shareholding Pattern

Name of the Company: **PACIFIC INDUSTRIES LIMITED**
Scrip Code, Name of the scrip, class of security: **523483, PACIFICI, EQUITY**
Quarter ended: **30th September, 2012**

Partly paid-up shares:-	No. of partly paid-up shares	As a % of total no. of partly paid-up shares	As a % of total no. of shares of the Company
Held by Promoter/ Promoter Group	N.A	N.A	N.A
Held by Public	N.A	N.A	N.A
Total	NIL	NIL	NIL
Outstanding convertible securities:-	No. of outstanding securities	As a % of total no. of outstanding convertible securities	As a % of total no. of shares of the Company, assuming full conversion of the convertible securities
Held by Promoter/ Promoter Group	N.A	N.A	N.A
Held by Public	N.A	N.A	N.A
Total	NIL	NIL	NIL
Warrants:-	No. of warrants	As a % of total no. of warrant	As a % of total no. of shares of the Company, assuming full conversion of Warrants
Held by Promoter/ Promoter Group	N.A	N.A	N.A
Held by Public	N.A	N.A	N.A
Total	NIL	NIL	NIL
Total paid-up capital of the Company, assuming full conversion of warrants and convertible securities	1351500 EQUITY SHARES		

for **PACIFIC INDUSTRIES LIMITED**


(KAPIL AGARWAL)
Executive Director



PACIFIC INDUSTRIES LTD.

Registered office:
Village Bedla,
P.O.Box 119,
Udaipur - 313 004, INDIA

Shareholding Pattern under Clause 35 of the Listing Agreement

Name of the Company:	PACIFIC INDUSTRIES LIMITED
BSE Scrip Code: 523483	QUARTER ENDED : SEPTEMBER, 2012


Category code	Category of shareholder	Number of shareholders	Total number of shares	Number of shares held in dematerialized form	Total shareholding as a percentage of total number of shares		Shares Pledged or otherwise encumbered	
					As a percentage of (A+B)	As a percentage of (A+B+C)	Number of Shares	As a % of Total No. of Shares
(I)	(II)	(III)	(IV)	(V)	(VI)	(VII)	(VIII)	(IX)=(VIII)/(IV)*100
(A)	Shareholding of Promoter and Promoter Group							
1	In dian							
(a)	Individuals/ Hindu Undivided Family	14	484670	484670	35.86	35.86	-	-
(b)	Central Government/ State Government(s)	0	0	0	0.00	0.00	-	-
(c)	Bodies Corporate	2	74610	74610	5.52	5.52	-	-
(d)	Financial Institutions/ Banks	0	0	0	0.00	0.00	-	-
(e)	Any Other (specify)	0	0	0	0.00	0.00	-	-
	Sub-Total (A)(1)	16	559280	559280	41.38	41.38	-	-
2	Foreign							
(a)	Individuals (Non-Resident Individuals/ Foreign Individuals)	0	0	0	0.00	0.00	-	-
(b)	Bodies Corporate	0	0	0	0.00	0.00	-	-
(c)	Institutions	0	0	0	0.00	0.00	-	-
(d)	Qualified Foreign Investors	0	0	0	0.00	0.00	-	-
(e)	Any Other (specify)	0	0	0	0.00	0.00	-	-
	Sub-Total (A)(2)	0	0	0	0.00	0.00	-	-
	Total Shareholding of Promoter and Promoter Group (A)= (A)(1)+(A)(2)	16	559280	559280	41.38	41.38	-	-

Visit us at : <http://www.pacificgranites.com> e-mail : pilnorth@pacificgranites.com
Phone : +91-294-2440933 / 2440934 / 2440388 / 2440196 Fax No. : +91-294-2440780

(B)	Public shareholding							
1	Institutions							
(a)	Mutual Funds/ UTI	8	6380	0	0.47	0.47	-	
(b)	Financial Institutions/ Banks	4	60	20	0.00	0.00	-	
(c)	Central Government/ State Government(s)	0	0	0	0.00	0.00	-	-
(d)	Venture Capital Funds	0	0	0	0.00	0.00	-	-
(e)	Insurance Companies	1	10	0	0.00	0.00	-	
(f)	Foreign Institutional Investors	1	10	0	0.00	0.00	-	-
(g)	Foreign Venture Capital Investors	0	0	0	0.00	0.00	-	-
(h)	Qualified Foreign Investors	0	0	0	0.00	0.00	-	-
(i)	Any Other (specify) Trusts	0	0	0	0.00	0.00	-	-
	Sub-Total (B)(1)	14	6460	20	0.48	0.48	-	-
2	Non-institutions							
(a)	Bodies Corporate	126	100978	85781	7.47	7.47	-	-
(b)	Individuals							
	i. Individual shareholders holding nominal share capital up to Rs. 1 lakh.	18426	552413	241739	40.87	40.87	-	-
	ii. Individual shareholders holding nominal share capital in excess of Rs. 1 lakh.	4	122713	122713	9.08	9.08	-	
(c)	Qualified Foreign Investors	0	0	0	0.00	0.00	-	
(d)	Any Other (specify) Trusts	0	0	0	0.00			
	1. N R I	200	8365	3775	0.62	0.62	-	-
	2. Overseas Corporate Bodies	0	0	0	0.00	0.00		-
	3. Clearing members	22	1291	1291	0.10	0.10	-	-
	4. Foreign Banks	0	0	0	0.00	0.00	-	
	5. Foreign Company	0	0	0	0.00	0.00	-	
	6. Independent Director	0	0	0	0.00	0.00	-	
	Sub-Total (B)(2)	18778	785760	455299	58.14	58.14	-	
	Total Public Shareholding (B)= (B)(1)+(B)(2)	18792	792220	455319	58.62	58.62	-	
	TOTAL (A)+(B)	18808	1351500	1014599	100.00	100.00	-	-

(C)	Shares held by Custodians and against Depository Receipts have been issued	0	0	0	0.00	0.00	-	-
	GRAND TOTAL (A)+(B)+(C)	18808	1351500	1014599	100	100.00	-	-

for PACIFIC INDUSTRIES LIMITED


(KAPIL AGARWAL)
 Executive Director

PACIFIC INDUSTRIES LIMITED

QUARTER ENDED : SEPTEMBER, 2012

Scrip Code : 523483

(I)(b) Statement showing Shareholding of persons belonging to the category "Promoter and Promoter Group"

Sr. No.	Name of the shareholder	Number of shares	Shares as a percentage of total number of shares {i.e., Grand Total (A)+(B)+(C) indicated in Statement at para (I)(a) above}	Shares Pledged or otherwise encumbered		
				Number of Shares	As a % of Total No. of Shares	As a % of Grand Total (A)+(B)+(C)
(I)	(II)	(III)	(IV)	(V)	(VI)	(VII)
	Individuals					
1	GEETA DEVI AGARWAL	189421	14.02	-	-	-
2	KAPIL AGARWAL	134635	9.96	-	-	-
3	JAGDISH PRASAD AGARWAL	42336	3.13	-	-	-
4	PIYUSH MAROO	11750	0.87	-	-	-
5	ANKUR AGARWAL	20000	1.48	-	-	-
6	GAURAV AGARWAL	10000	0.74	-	-	-
7	NARAYAN AGARWAL	20330	1.50	-	-	-
8	SUDHA AGARWAL	18808	1.39	-	-	-
9	DWARKA PRASAD AGARWAL	10000	0.74	-	-	-
10	SHANTI LAL MAROO	8750	0.65	-	-	-
11	JITENDRA KUMAR TAYLIA	5000	0.37	-	-	-
12	ANKIT AGARWAL	4750	0.35	-	-	-
13	DEVENDRA KUMAR MALIWAL	6140	0.45	-	-	-
14	SAGARMAL AGARWAL	2750	0.20	-	-	-
	Sub Total	484670	35.86	-	-	-
	Body Corporates					
15	RAHUL MARBLES PVT LTD	60000	4.44	-	-	-
16	PACIFIC LEASING AND RESEARCH LTD.	14610	1.08	-	-	-
	Sub Total	74610	5.52	-	-	-
	TOTAL:	559280	41.38	-	-	-

for PACIFIC INDUSTRIES LIMITED

(KAPIL AGARWAL)
Executive Director

PACIFIC INDUSTRIES LIMITED

Scrip Code : 523483

QUARTER ENDED :SEPTEMBER, 2012

(I)(c) Statement showing Shareholding of persons belonging to the category “Public” and holding more than 1% of the total number of shares

Sr. No.	Name of the shareholder	Number of shares	Shares as a percentage of total number of shares {i.e., Grand Total (A)+(B)+(C) indicated in Statement at para (I)(a) above}
1	LALITA DEVI MODI	73884	5.47
2	SARITA AGARWAL	20083	1.49
3	SHYAM LAL HALDKAR	14500	1.07
4	BABITA MANSAKA	14246	1.05
	TOTAL	122713	9.08

FOR PACIFIC INDUSTRIES LIMITED


(KAPIL AGARWAL)
Executive Director

PACIFIC INDUSTRIES LIMITED

Scrip Code : 523483

QUARTER ENDED :SEPTEMBER, 2012

**(I)(c) Statement showing Shareholding of persons belonging to the category
“Public” and holding more than 5% of the total number of shares**

Sr. No.	Name of the shareholder	Number of shares	Shares as a percentage of total number of shares {i.e., Grand Total (A)+(B)+(C) indicated in Statement at para (I)(a) above}
1	LALITA DEVI MODI	73884	5.47
	TOTAL	73884	5.47

FOR PACIFIC INDUSTRIES LIMITED


(KAPIL AGARWAL)
Executive Director

PACIFIC INDUSTRIES LIMITED


Scrip Code : 523483

QUARTER ENDED :SEPTEMBER, 2012

(I)(d) Statement showing details of locked-in shares

Sr. No.	Name of the shareholder	Number of locked-in shares	Locked-in shares as a percentage of total number of shares {i.e., Grand Total (A)+(B)+(C) indicated in Statement at para (I)(a) above}
1	NIL	0	0.00
	TOTAL :	0	0.00

FOR PACIFIC INDUSTRIES LIMITED


(KAPIL AGARWAL)
Executive Director

PACIFIC INDUSTRIES LIMITED

Scrip Code : 523483

QUARTER ENDED :SEPTEMBER, 2012

(II)(a) Statement showing details of Depository Receipts (DRs)

Sr. No.	Type of outstanding DR (ADRs, GDRs, SDRs, etc.)	Number of outstanding DRs	Number of shares underlying outstanding DRs	Shares underlying outstanding DRs as a percentage of total number of shares {i.e., Grand Total (A)+(B)+(C) indicated in Statement at para (I)(a) above}
1	NIL	0	0	0.00
TOTAL		0	0	0.00

FOR PACIFIC INDUSTRIES LIMITED


(KAPIL AGARWAL)
Executive Director

PACIFIC INDUSTRIES LIMITED

Scrip Code : 523483

QUARTER ENDED :SEPTEMBER, 2012

(II)(b) Statement showing Holding of Depository Receipts (DRs), where underlying shares are in excess of 1% of the total number of shares

Sr. No.	Name of the DR Holder	Type of outstanding DR (ADRs, GDRs, SDRs, etc.)	Number of shares underlying outstanding DRs	Shares underlying outstanding DRs as a percentage of total number of shares {i.e., Grand Total (A)+(B)+(C) indicated in Statement at para (I)(a) above}
1	NIL	0	0	0.00
TOTAL			0	0.00

FOR PACIFIC INDUSTRIES LIMITED


(KAPIL AGARWAL)
Executive Director